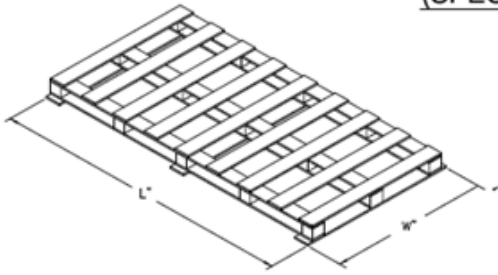


## ALTERNATE PALLET TYPES

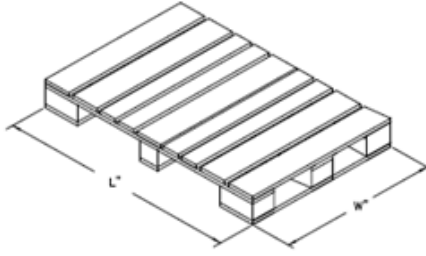
(SPECIAL PUSHBACK SYSTEMS AVAILABLE)

FRONT BEAM MOUNTED PALLET STOPS ARE REQUIRED IN FREEZERS, AT PICKING LANES, AND WHEN THE MIN. PALLET LOAD IS LESS THAN ONE-THIRD THE MAXIMUM PALLET LOAD.

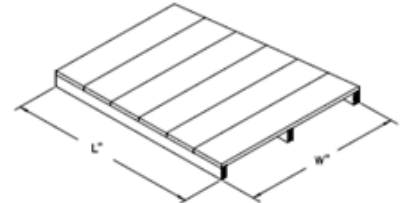


Ⓐ OVERSIZED WINGED PALLET

\*\*\* ALL BOARDS MUST BE FREE OF SPLITS AND CRACKS \*\*\*



Ⓑ EUROPEAN PALLET



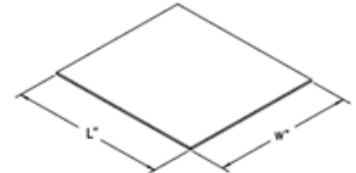
Ⓒ SKID PALLET - 3 RUNNER

WARNING! USING A PALLET OTHER THAN THE PALLETS SPECIFIED HERE COULD RESULT IN SYSTEM FAILURE.

PLEASE SHOW THE DIRECTION OF LOADING AND PROVIDE THE LENGTH AND WIDTH DIMENSIONS BELOW.



Ⓓ 9 LEGGED PLASTIC PALLET



Ⓔ SLAVE PALLET  
(PLEASE CIRCLE: WOOD / METAL)

JOB NO.: \_\_\_\_\_

**1. PRIMARY PALLET**

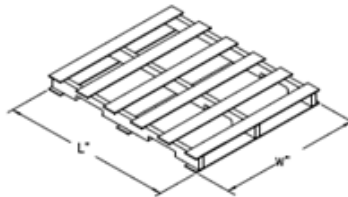
\_\_\_\_ " W \_\_\_\_ " L

**2. SECONDARY PALLET(S) (IF NEEDED)**

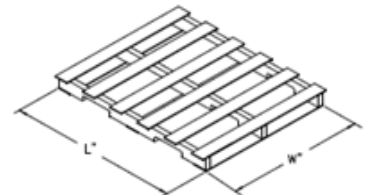
\_\_\_\_ " W \_\_\_\_ " L \_\_\_\_ TYPE

\_\_\_\_ " W \_\_\_\_ " L \_\_\_\_ TYPE

\_\_\_\_ " W \_\_\_\_ " L \_\_\_\_ TYPE



Ⓕ TOP AND BOTTOM WINGED PALLET



Ⓖ TOP WINGED PALLET



Call 972-704-2120 or email

[Sales@pwdus.com](mailto:Sales@pwdus.com)