

MODEL 700SB PARTS LIST

ITEM #	DESCRIPTION
1	700SB Intermediate Bed Assembly
2	1.9 Roller Keeper
3	Splice Plate
4	Bed Pan Brace Channel
5	196S Roller Assembly
6	Slider Bed Pan
7	Medium Duty Side Channel
8	Frame Crossbrace
9	End Take-up Assembly
10	5/8" Diameter Take-up Rod
11	Safety Pop-out Roller Assembly
12	Take-up Bearing Guide
13	Bolt-in Butt Coupling
14	Take-up Bed Joint Mounting Angle
15	Take-up Filler Pan
16	Idler Pulley Assembly
17	196S Roller Assembly
18	Take-up Plate
19	Bearing Guide Spacer
20	Top Take-up Bearing Guide
21	Fixed End Assembly
22	Safety Pop-out Roller Assembly
23	Bearing Take-up Mounting Angle
24	Bed Pan Brace Channel
25	Bearing Push Plate
26	Bed Joint Mounting Angle
27	Idler Pulley Assembly
28	Fixed End & Drive Plate Assembly
29	Filler Pan
30	4 Hole Flanged Bearing w/ 1-7/16" Bore
31	End Drive Assembly
32	Safety Pop-out Roller Assembly
33	Bearing Take-up Mounting Angle
34	Bed Pan Brace Channel
35	Bearing Push Plate
36	Bed Joint Mounting Angle
37	Drive Pulley Assembly

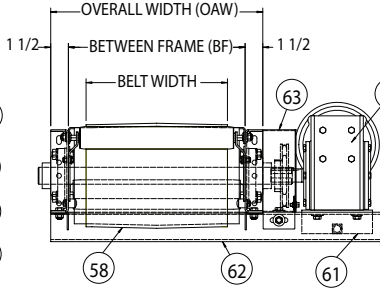
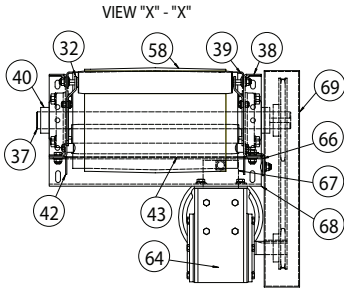
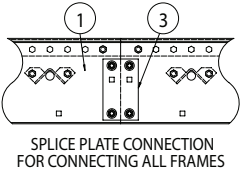
ITEM #	DESCRIPTION
38	Fixed End & Drive Plate Assembly
39	Filler Pan
40	4 Hole Flange Bearing w/1-7/16" Bore
41	2.5 Roller Keeper
42	Belt Guard
43	Snub Roller Belt Guard
44	251S Roller Assembly
45	Center Drive Assembly
46	2.5 Roller Keeper
47	Center Drive Take-up Bearing Guide
48	(Milled) Take-up Bearing Assembly LH/RH
49	251S Roller Assembly
50	Center Drive Plate Weld Assembly
51	Drive Pulley Assembly
52	Idler Pulley Assembly
53	Center Drive Belt Guard
54	Center Drive Belt Guard
55	Frame Crossbrace
56	4 Hole Flanged Bearing w/1-7/16" Bore
57	3 Hole Flanged Bearing w/1-3/16" Bore
58	Belting Assembly
59	Sidemount Drive Kit
60	Motorbase Stiffener Assembly (1HP+)
61	Reducer Push Plate Assembly
62	Sidemount Motorbase Plate
63	Sidemount Chain Guard Assembly
64	End Drive Kit
65	Motorbase Stiffener Assembly (1HP+)
66	Chain Guard Angle Mount
67	Reducer Push Plate Assembly
68	Underneath Motorbase Plate
69	Chain Guard Assembly
70	Center Drive Kit
71	Motorbase Stiffener Assembly (1HP+)
72	Reducer Push Plate Assembly
73	Underneath Motorbase Plate
74	Center Drive Chain Guard Assembly

Specify **Unit Serial Number** when ordering replacement parts to ensure proper allocation of components **Recommended Spare Parts are shown in red**. Charted are item numbers and part descriptions. When ordering use example below.

Example: Need a replacement Drive Pulley Assembly for a 700SB.
Part No: SN 123456 - 51 - Drive Puller Assembly



MODEL 700SB END DRIVE, END SIDE MOUNT DRIVE & CENTER DRIVE DRAWINGS



SIDEMOUNT VIEWS

