



**PrecisionWarehouseDesign**  
**LLC**

# Traditional Carton Flow

Call 972-704-2120 or email [Sales@pwdus.com](mailto:Sales@pwdus.com)

# COMPARE ORDER PICKING SYSTEMS

## STATIC STORAGE

(pallet rack, shelving)



1. Lowest initial cost.
2. Maintenance free.
3. Normally used for slow movers.



1. Most labor intensive, inefficient: typically requires 2 to 4 times more pickers than gravity flow systems.
2. Typically needs twice the floor space of gravity flow systems.
3. Major inventory control, stock rotation, picking accuracy problems.

## AUTOMATED SYSTEMS



1. Quickly picks large volumes of full cases ...most of the time.




1. Very high initial cost.
2. Expensive full time maintenance costs.
3. Subject to break-downs.

## GRAVITY FLOW RACK



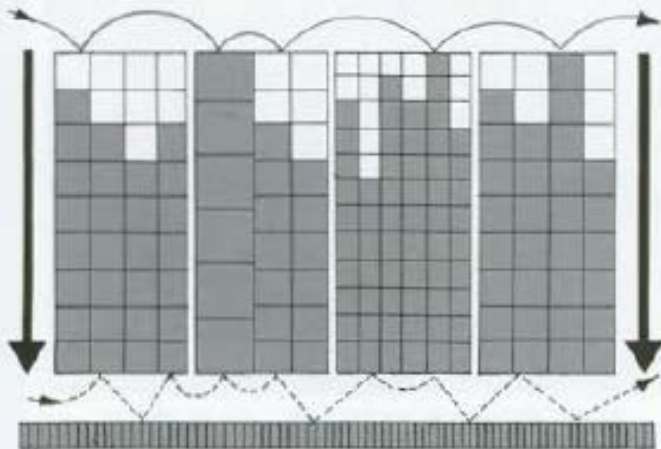
1. Relatively low initial cost.
2. Virtually maintenance-free.
3. Highly efficient for full case and/or split case picking.
4. Saves labor costs: order pickers minimize walking, "hunting", reaching. 1 picker as productive as 3 or 4 using Static Storage. Fewer pickers in fewer aisles require less supervision.
5. Saves floor space: uses as little as one half the floor space of Static Storage. Multiple aisles eliminated (only requires a "load" and a "pick" aisle).
6. Automatic stock rotation: always first-in, first-out.
7. Reduces congestion: picking in front, stocking in rear, with fewer workers. Picking and restocking can be done simultaneously.
8. Reduces product damage: product loaded once, picked once. No "deep reaching" or moving goods to pick. Less handling, less damage.
9. Increases inventory control: stock quantity is always visible.
10. Increases picking accuracy: more organized, compact picking area reduces picking errors.

### STATIC STORAGE



----- Order Picking  
 \_\_\_\_\_ Stocking

### GRAVITY FLOW RACK





# GRAVITY FLOW RACK BENEFITS

- Smoother flow of cartons
- Less hang-up, even at lower angles
- Quick, easy lane adjustment
- Combine with existing pallet racks
- Custom sizes available
- Two-year warranty
- Competitively priced



*Kenrail track provides more wheels (on 1/8" centers) for better load distribution.*



*Special Keneco "klips" attached to ends of track speed installation and lane adjustment – without tools.*



*Rugged line guide easily attaches to shelf frame with "krip," providing fast adjustment at 1/2" intervals across shelves.*



*Shelf with gravity flow lanes is supported by pallet rack system. Keneco's ability to economically produce custom sizes which fit inside existing pallet racks results in material and space savings.*



# FEATURES

## 1. MORE SUPPORT POINTS FOR BETTER LOAD FLOW

Keneco's standard track houses more wheels (compared with most others) because ours are on 1½" centers. This virtually eliminates carton "hang-up," and speeds both order picking and stocking the system. Besides, Keneco's track is more rugged and trouble-free.

## 2. HANDLE WIDEST RANGE OF CARTON SIZES/WEIGHTS

Keneco's design lets you handle a variety of different packages in the same module – or we will provide multiple modules, with one or more designed for one general type of package. Several types of flow rail (track) are available. (See specifications.)

## 3. SHELF FRAME INFINITELY ADJUSTABLE

This Keneco feature provides users with two advantages. It lets you better utilize *all* of a system's storage potential – regardless of package heights. Perhaps even more important, it lets you easily and quickly compensate for irregular floors and precisely adjust inclined shelves (without shimming) for perfect product flow.



## 4. UNIQUE "KLIP" SPEEDS LANE ADJUSTABILITY

Keneco tracks and guides can be installed and adjusted *easier* and *faster* – without tools. Our unique "klips" which securely anchor track and guide to shelves are virtually indestructible.

## 5. RUGGED COMPONENTS CARRY 2-YEAR WARRANTY

Keneco offers a two-year warranty on all parts – the longest in the industry – because we design all of our systems for long life and heavy use, and experience has shown they perform!

## 6. CUSTOM DESIGNS AT ATTRACTIVE PRICES

Keneco's manufacturing facilities enable us to produce even small quantities of "non-standard" models – without prohibitive premiums. This ability enables a user to completely satisfy his particular needs – rather than adjust to anyone's arbitrary "standards."

## 7. EASIER INSTALLATION

The components of Keneco shelf frames – like those of Keneco vertical frames – are welded together at the factory, minimizing on site assembly.



Keneco systems with crumpled shelves speed picking. System at right equipped with optional built-in takeaway conveyor (see arrow).






*Lower levels of pallet racks house Keneco gravity flow systems, with replenishment in center aisle, order picking in outer aisles.*

## 8. UTILIZE EXISTING PALLET RACKS

Keneco systems can fit within existing pallet racks and utilize their uprights for support. This feature lets you better utilize storage space, and since less hardware is required with such a combination, *cost of the Keneco gravity flow system is further reduced.*



*Impact tray at replenishment end protects track where heavy loads are used.*



*Picking full cases from Keneco system equipped with straight shelves.*



*Restocking side of Keneco system. Single level pallet storage is provided above.*



# ROLLER RUNWAYS

## for heavy or special applications

Roller Runways are particularly suited to heavier products, those with odd shapes and/or irregular bottoms, plastic and metal tote boxes and pails, ice cream buckets, paint cans and buckets. Runway capacity approximately 15 pounds per roller.

### Roller Runway Specifications

Width: 9", 12", and 15". Overall Actual Width (OAW) is  $\frac{1}{8}$ " greater than nominal width.

Rollers: Full width,  $\frac{3}{8}$ " diameter, aluminum.

Channel: Galvanized steel, 23 gauge,  $1\frac{1}{4}$ " x  $\frac{3}{8}$ ".

Spacing: Roller Runways available with roller spacing of 1", 2", 3" and 4" on center.

Lengths: Runways can be ordered in 1" increments.

NOMINAL WIDTH	ROLLER CENTERS	OAW	BETWEEN FRAME
9"	1"	9 $\frac{1}{8}$ "	8 $\frac{1}{4}$ "
	2"		
	3"		
	4"		
12"	1"	12 $\frac{1}{8}$ "	11 $\frac{1}{4}$ "
	2"		
	3"		
	4"		
15"	1"	15 $\frac{1}{8}$ "	14 $\frac{1}{4}$ "
	2"		
	3"		
	4"		




## SPECIALTY RACKS



Mobile Flow Rack



Battery Rack



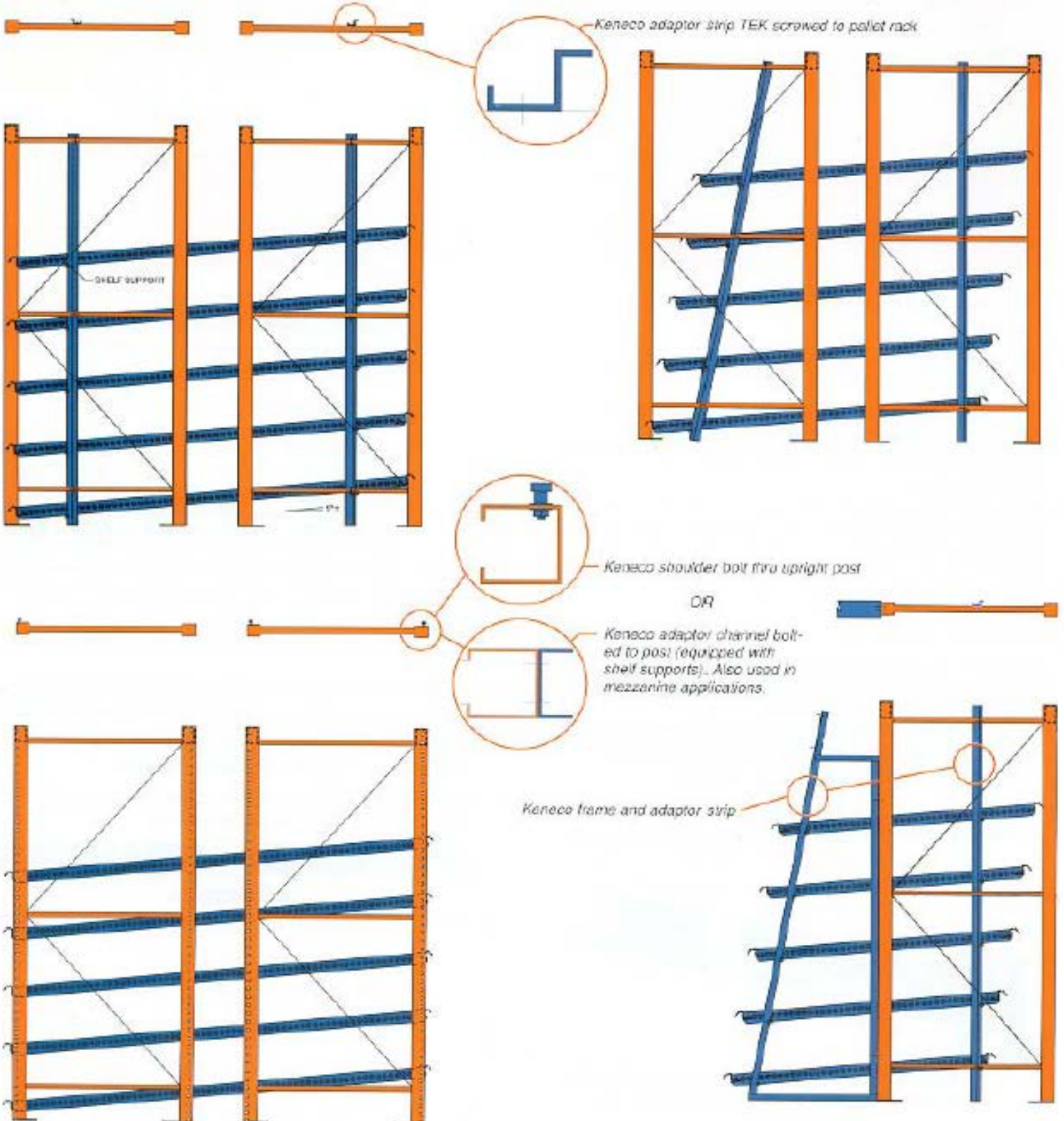
Liquor: 50° Tilt

# FLOW RACK

## *fits most pallet racks*

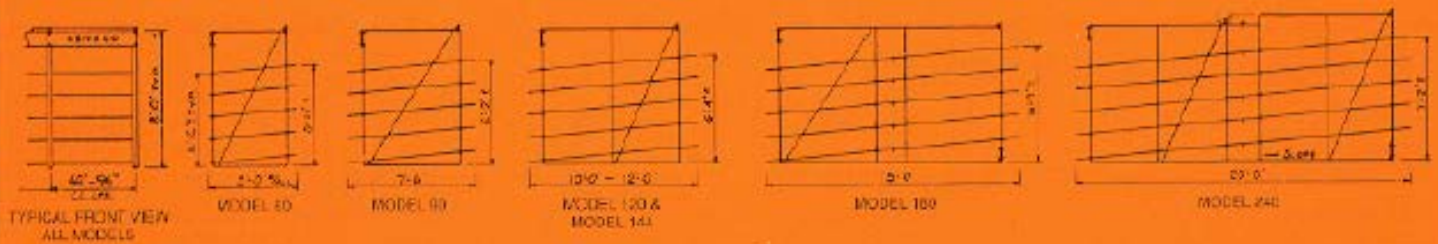
Keneco flow rack can be attached to almost any pallet rack, new or existing, rolled formed or structural. Using existing rack normally reduces costs. Pallet storage can be front and

rear, rear only, and in mezzanine systems. There are many different methods of attaching Keneco Flow Rack to pallet rack. The most common methods are illustrated here.

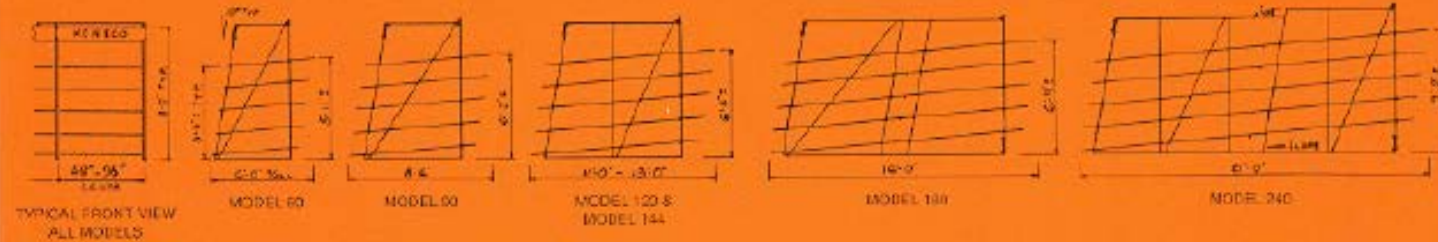




# NOTES AND SPECIFICATIONS



"No Layback Type" models for full case picking



"Layback Type" models for split case picking

1. Model number indicates length of shelf frame and track in inches.
2. Overall length of rack for layback models approximately 1'0" more than no layback models.
3. The 5'6" ± dimension (floor to front of top shelf frame) is based on average picking height. Shelf frames are infinitely adjustable. Number of shelf levels is determined by height of carton or tote.
4. Slope infinitely adjustable with degree determined by condition or type of carton or tote to be conveyed. Slope illustrated is 5 degrees.
5. Tracks and guides adjustable on 1/2" centers across shelf levels.

## 6. TRACK OPTIONS

**KENRAIL:** 3/8" dia. polyethylene wheels on 1 1/2" centers for consistent product flow at a 4° or 5° shelf angle. This is the most economical track available.

**ROLLER RUNWAY:** This mini conveyor style track has 3/4" diameter aluminum rollers on 1", 2", 3" or 4" centers. Three widths are available: 9", 12", and 15".

*Our experienced personnel respond quickly to customer needs, provide engineering backup, and understand the importance of meeting delivery commitments on time.*

**WHEELRAIL:** 1 1/8" dia. steel skate wheels on 3" or 4" centers for unusually heavy applications with metal tote pans, etc. permits longer lanes at smaller pitch, conserving cube.

## 7. STANDARD SHELF FRAME CAPACITIES, IN POUNDS

(Heavy duty shelf frames also available)

Section Width	Model 60	Model 90	Model 120	Model 144	Model 180	Model 240
48" c-c	750	1000	1250	1500	2000	2500
54" c-c	825	1100	1375	1650	2200	2750
60" c-c	675	900	1100	1350	1800	2200
66" c-c	750	1000	1250	1500	2000	2500
72" c-c	800	1080	1350	1600	2160	2700
96" c-c	1000	1200	1750	2000	2400	3500

8. Custom flow racks, with widths up to 96" and special lengths for specific requirements, also are available.

9. Keneco flow racks are also available with pallet storage above and can include mezzanine systems.

10. Standard colors are Keneco Blue and Keneco Green. Special colors are available on request.

**BLUE**

**GREEN**

DISTRIBUTED BY:



**PWD**  
**PrecisionWarehouseDesign**  
 LLC

Call 972-704-2120 or email [Sales@pwdus.com](mailto:Sales@pwdus.com)